

Siding, Soffit & Aluminum Products





The Perfect Products for Your Home

Ply Gem Performance Collection siding, soffit and accessories protect your home from the elements and keep maintenance to a minimum. Backed by a limited lifetime warranty, our products offer peace of mind and lasting value.

With seven distinct designs ranging from traditional clapboard profiles to the authentic look of cedar shingles, you'll discover beautiful choices in a full spectrum of colors. Whichever products you choose, you'll enjoy the quality of a trusted brand supported and backed by an industry leader, Ply Gem.

Finishing touches.

Our complete line of accents includes:

Standard and Custom Shutters

Gable Vents

Decorative Corner Posts

Door Surround Systems

Mantel Systems

Mounting Blocks & Vents



A HEALTHY RESPECT FOR THE PLANET — AND OUR CUSTOMERS.

Our products have features that positively contribute to sustainable building practices, improved energy efficiency or lifecycle benefits of homes. All are important aspects of sustainable building.

We also work with industry organizations to raise sustainability standards. Look for these logos to help identify green building products for your home.



Ply Gem supports green building and it shows. We are active members of both the USGBC and NAHB — two key industry organizations that are working to define sustainable building practices.

NO MATTER WHAT COLOR YOU CHOOSE, YOU CAN BE SURE IT'S GREEN.

Ply Gem can help you meet sustainable building goals and earn points in green building certification programs. It's the result of Ply Gem's commitment to reducing our impact on the environment.

We continually look at ways to make our operations more efficient and our products more durable:

- We reclaim scrap created during manufacturing
- We recycle pallets and packaging
- Our aluminum products contain a minimum of 67% recycled content
- We use less energy to transport our products than other cladding options
- When installed properly and under normal use, our products never require painting or staining. This helps reduce VOCs in the atmosphere



Cedar Dimensions™

DOUBLE 7" SHINGLE SIDING, TRIPLE 5" SHINGLE SIDING AND HAND-SPLIT SHAKE SIDING

CEDAR7, CEDAR5CP, CEDAR9

Cedar Dimensions™ Shingle and Hand-Split Shake Siding premium cedar panels recreate the natural beauty of hand-tooled, rough-sawn cedar siding without the maintenance.

- .080" adds strength and durability
- Withstands severe winds — Double 7" up to 210 mph*, Triple 5" up to 230 mph* and Hand-Split shake up to 190 mph
- We have 5 new colors in Cedar Dimensions Double 7" shingle - Brownstone, Brunswick, Cinnabar Dublin and Iron.
- Advanced, patent pending multi-point locking system ensures secure installation with perfect panel-to-panel alignment
- Random shingle pattern and realistic woodgrain texture replicate authentic wood shingles
- Coordinating corner posts preserve a seamless appearance
- Limited Lifetime Warranty
- Virtually maintenance free

*Tested in accordance with ASTM D5206. Wind speed rating will vary depending on specific code region and construction method. Refer to local building codes for detailed requirements concerning allowable wind load and specified conversion tables for actual wind speed.

DOUBLE 7" SHINGLE SIDING

TRIPLE 5" SHINGLE SIDING

HAND-SPLIT SHAKE SIDING




NOT ALL PROFILES AVAILABLE IN ALL COLORS

White	Beige	Pewter	Sand	Sunrise Yellow	Wicker
French Silk	Khaki	Nantucket Gray	Thistle	Canyon	Granite
Montana Suede	Russet Red	Shadow	Wedgewood	Willow	Brownstone
Brunswick	Cinnabar	Dublin	Iron		

★ NEW TO CEDAR DIMENSIONS

SHADED COLORS



OUTSIDE CORNER POSTS

Our matching Outside Corner Posts ensure a cleaner, more authentic appearance than standard outside corner post options (inset).

- CEDAR90CP
- CEDAR70CP
- CEDAR5CP0CP



Cedar Dimensions™

The Natural Look of Distinction

HALF-ROUND SIDING


DCH7R65

Cedar Dimensions™ Half-Round Siding completes the look with beauty and classic architectural styling.

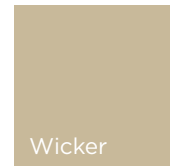
- .080" nominal thickness for strength and durability
- ½" profile height provides realistic shadow lines
- Withstands severe weather conditions with winds up to 180 mph*
- Authentic cedar texture looks like the real thing without the maintenance hassles
- Limited Lifetime Warranty



White



Sand



Wicker



Khaki



Nantucket
Gray

* Tested in accordance with ASTM D5206. Wind speed rating will vary depending on specific code region and construction method. Refer to local building codes for detailed requirements concerning allowable wind load and specified conversion tables for actual wind speed.





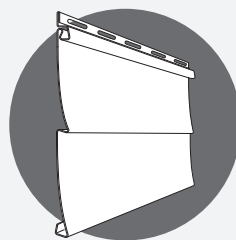
Dimensions™

Create a Lasting Impression

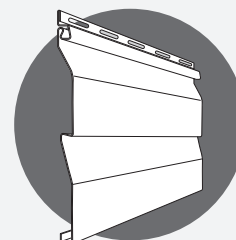
Trusted by consumers and contractors alike, Dimensions™ premium siding offers features that makes it among the finest exterior cladding products.

- Premium .044" nominal thickness adds impact resistance
- Full 5/8" profile height increases rigidity, so panels hang straighter
- Folded nail hem provides strength to resist even hurricane-force winds up to 220 mph*
- Oversized locking mechanism and full-length return for stronger, more secure installation
- Available in 28 colors and two profiles
- Limited Lifetime Warranty

DI40 Dimensions
Double 4"




DID45 Dimensions
Double 4½" Dutch Lap



WHITE AND LIGHT COLORS



CLASSIC COLORS




DEEP COLORS



★ NEW TO DIMENSIONS

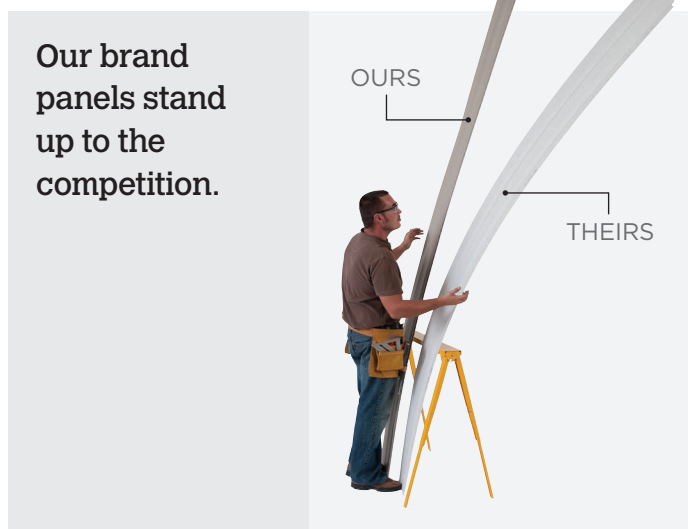

*Tested in accordance with ASTM D5206. Wind speed rating will vary depending on specific code region and construction method. Refer to local building codes for detailed requirements concerning allowable wind load and specified conversion tables for actual wind speed.

CEDAR COLORS



Cedar Colors employ a high-quality coating system using Clear Coat 500[®] — a multi-layer, weather-resistant, high-end coating with a proven history of unmatched protection against the damaging effects of constant UV ray exposure — along with multiple layers of cedar graining and shading for superior fade resistance, remarkable texturing and color retention.

- 25% less expensive than real cedar
- Won't crack, split or peel like paint
- Available in Double 4" Traditional Lap and Double 4 1/2" Dutch Lap profiles
- Four unique colors to choose from



Our brand panels stand up to the competition.

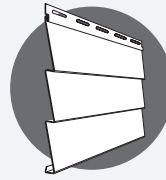


Progressions®

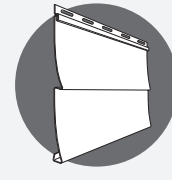
Setting the Standard for Beauty

Enjoy the beauty of wood siding without the work and maintenance, while increasing the value and curb appeal of your home.

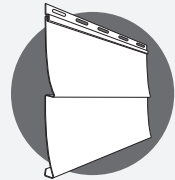
- .042" thickness adds impact resistance
- ½" profile height creates realistic shadow lines
- Full-size top lock and return leg ensure a stronger, more secure installation
- Fine-grained design looks like freshly-painted wood
- Available in five profiles: Triple 3", Double 4" and Double 5" Traditional Lap, and Double 4½" and Double 5" Dutch Lap
- Limited Lifetime Warranty



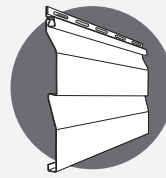
PG30
Progressions
Triple 3"
Smooth



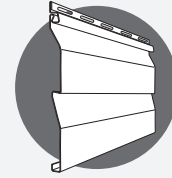
PG40
Progressions
Double 4"



PG50
Progressions
Double 5"



PGD45
Progressions
Double 4½"
Dutch Lap



PGD50
Progressions
Double 5"
Dutch Lap

WHITE AND LIGHT COLORS



CLASSIC COLORS*



DEEP COLORS*



* Canyon, French Silk, Granite, Wedgewood and Willow available in D4 and D4.5 DL profiles only.

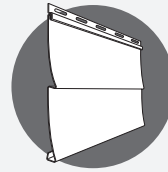


Transformations™ **NEW!**

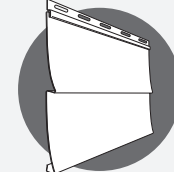
The Start of Something Beautiful

No paint. No stain. No hassles. That's the beauty and value of Transformations™ vinyl siding. Every panel withstands wind speeds up to 165 mph* — thanks to an advanced locking system and nail hem. It's an excellent choice for a virtually carefree home exterior.

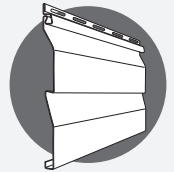
- .040" thickness adds impact resistance
- ½" profile height creates realistic shadow lines
- Advanced locking system and nail hem ensure a stronger, more secure installation
- Precise, secure mounting, easier installation and tighter fit combine to deliver added strength and stability — even in high winds
- Available in three profiles: Double 4" and Double 5" Traditional Lap and Double 4½" Dutch Lap
- Limited Lifetime Warranty



**PC40 Transformations
Double 4"**



**PC50 Transformations
Double 5"**



**PCD45 Transformations
Double 4½"
Dutch Lap**

WHITE AND LIGHT COLORS



CLASSIC COLORS





Colonial Beaded


PB65M

A New Classic


Colonial Beaded siding offers the classic look of traditional colonial clapboard siding without the upkeep.

- .044" thickness adds impact resistance
- Full 1/2" profile height
- Full-size lock ensures secure installation
- Brushed finish simulates a clean, freshly painted look
- Deep bead creates dramatic shadow lines
- Limited Lifetime Warranty


WHITE AND LIGHT COLORS




White



Beige



Pewter



Sand



Wicker

CLASSIC COLORS



French Silk



Khaki



Thistle



Board & Batten PBB70W

Bold Vertical Style

Board & Batten siding gives homes a unique vertical pattern recalling the rustic charm of early American homes.

- Hefty .048" thickness adds impact resistance
- Full 3/16" profile height
- Full-size lock ensures secure installation
- Use as a striking accent or as the full exterior for a distinctive look
- 5 1/2" board and 1 1/2" batten resembles of much more expensive products
- Limited Lifetime Warranty

WHITE AND LIGHT COLORS



CLASSIC COLORS



DEEP COLORS



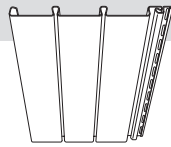
Vinyl Soffit



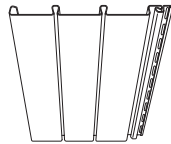
Hidden Vent Soffit

Hidden Vent Soffit deliver up to 50 percent more free airflow than some competitors' products.

- Premium .044" thickness, available in 25 colors
- Attractive, soft matte finish
- Solid or vented available



Triple 3 1/2" Hidden Vent Soffit
9.19 Sq. In. / Sq. Ft.

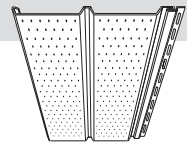


Triple 3 1/2" Non-Ventilated Soffit/Wainscot

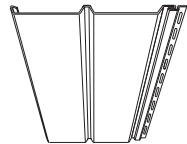
Double 5" Soffit

Our most versatile vinyl soffit is available in two woodgrain-embossed styles.

- Available in three styles and three thicknesses: Premium .046", Standard .042" and Economy .040".



Double 5" Premium Soffit Ventilated Panel
7.53 Sq. In. / Sq. Ft.

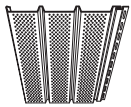


Double 5" Premium Soffit Non-Ventilated Panel

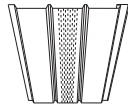
Triple 4" Soffit

Our maximum round-hole Triple 4" Soffit ventilates beautifully.

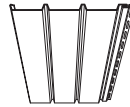
- Available in two thicknesses: Premium .040" and Economy .036".



Triple 4" Full-Ventilated Panel
5.87 Sq. In. / Sq. Ft.



Triple 4" Center-Vented Panel
1.96 Sq. In. / Sq. Ft.



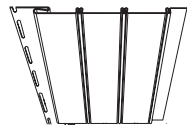
Triple 4" Non-Ventilated Panel

*Center-vented panel available in white only.

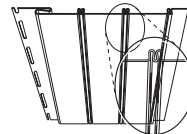
Beaded Soffit

Beaded Vinyl Soffit and Porch Ceilings add classically inspired definition.

- .040" thickness available in White



8" Non-Ventilated Soffit/Wainscot



8" Ventilated Soffit
1.54 Sq. In. / Sq. Ft.

Aluminum Soffit



ALUMINUM SOFFIT

Our high-grade Aluminum Soffit protects your home from rain, wind, snow and sunlight — all while adding to its natural beauty.

Two-coat Environ[®] finish creates a smooth, clean appearance

Triple 4"

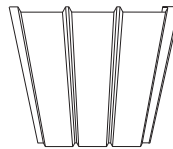
- .019"
- .016"
- .013" available in White

Double 6"

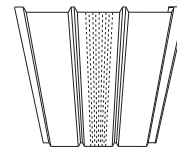
- .019" available in White and Musket Brown
- .016" available in White and Musket Brown

Quad 4"

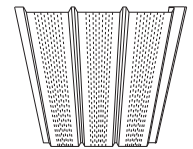
- .019"



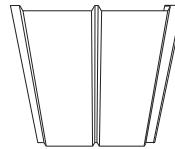
Triple 4"
Solid Soffit



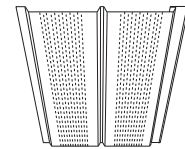
Triple 4"
Center-Lanced Soffit
4.4 Sq. In. / Sq. Ft.



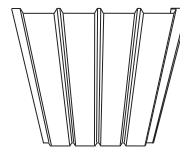
Triple 4"
Fully-Lanced Soffit
13.2 Sq. In. / Sq. Ft.



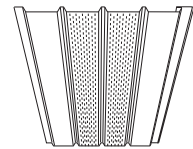
Double 6"
Solid Soffit



Double 6"
Fully-Lanced Soffit
10.6 Sq. In. / Sq. Ft.



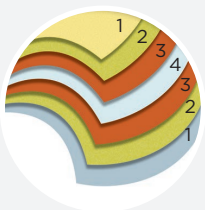
Quad 4"
Solid Soffit



Quad 4"
Center-Lanced Soffit
9.7 Sq. In. / Sq. Ft.

OUR COATING PROCESS

Unrivaled resistance to weathering and scratches. Two-coat process — includes corrosion-inhibiting primer and acrylic topcoat




- 1 - Environ[®] high-performance acrylic topcoat
- 2 - Corrosion-inhibiting primer
- 3 - Multi-stage cleaning process
- 4 - High-tech aluminum

Environ is a registered trademark of PPG Industries, Inc.

Corrosion Inhibitors


TOP:
Aluminum panel performs in adverse conditions



BOTTOM:
Single-coat polyester corrodes severely

Fade Resistance

TOP:
Aluminum resists harmful sun rays



BOTTOM:
Competitive polyester fades rapidly

Aluminum Fascia

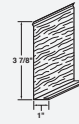


ALUMINUM FASCIA

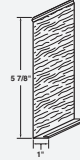
The beginning of every siding project, fascia keeps harsh elements from penetrating your home's interior, and causing water and wind damage that can often go undetected for a long time.

- Ribbed Finish results in an installation that is straight and ripple free
- Woodgrain Embossed Finish mimics the look of natural oak woodgrain
- Nominal .024" and .019" thicknesses
- Available in 12 profiles for design flexibility
- Available in colors that match or coordinate with your home exterior color combinations

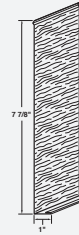
WOODGRAIN EMBOSSED .024 THICKNESS



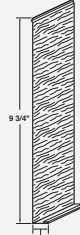
F1C40
Woodgrain
Embossed
4" Fascia



F1C60
Woodgrain
Embossed
6" Fascia

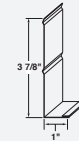


F1C80
Woodgrain
Embossed
8" Fascia

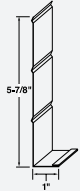


F1C100
Woodgrain
Embossed
10" Fascia

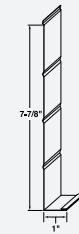
RIBBED .024 THICKNESS



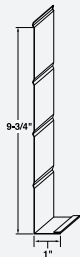
F1C4SR024
4" Ribbed
Fascia



F1C6SR024
6" Ribbed
Fascia



F1C8SR024
8" Ribbed
Fascia

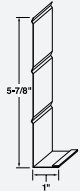


F1C10SR024
10" Ribbed
Fascia

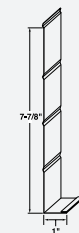
RIBBED .019 THICKNESS



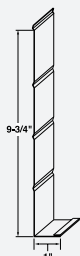
F1C4SR
4" Ribbed
Fascia




F1C6SR
6" Ribbed
Fascia



F1C8SR
8" Ribbed
Fascia



F1C10SR
10" Ribbed
Fascia



Aluminum Trim Coil


ALUMINUM TRIM COIL

Our beautiful, maintenance-free Aluminum Trim Coil is designed to stand up to nature's harshest elements. Two durable finishes specially formulated to preserve the appearance and a variety of popular colors ensure lasting beauty.

Additional benefits include:

- Lays flat, cuts clean, and is easy to install
- Excellent for brake form and flashing applications
- Nominal .019" or .018" thicknesses
- Thermoplastic PVC coating gives you a natural woodgrain look
- Environ[®] finish with a baked-on acrylic coating creates a smooth, clean look with superior color retention
- Available in 100+ colors to coordinate with every home exterior color combination
- All widths available in 50' lengths

5 NEW COLORS



NEW

Environ is a registered trademark of PPG Industries, Inc.




ATC24
24" Trim Coil -
Textured Colors

Coated one side
Finish: Striated PVC

ATC24 uses thermoplastic
PVC coating system

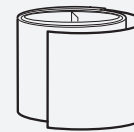
.019" thick



ASC24
24" Trim Coil -
Smooth Colors

Coated two sides
Finish: 2-Coat Environ[®]


.019" thick



ASC14
14" Trim Coil - Smooth

Coated two sides
Finish: 2-Coat Environ[®]

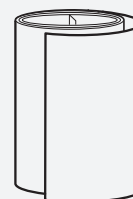
.019" thick



EC24T Economy
24" Trim Coil - Textured

Coated one side
Finish: Striated PVC

.018" thick



EC24 Economy
24" Trim Coil - Smooth

Coated two sides
Finish: 2-Coat Environ[®]

.018" thick



Our vinyl trim and accessories replicate the look of traditional wood trim, but without the maintenance. Engineered to the same exacting standards as our vinyl siding, they're designed to enhance your home's exterior style for years to come.

Lineals

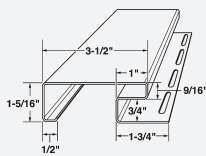
Lineals outline windows and doors. Also called trim or casing, wider lineals emphasize windows and add a decorative element. A receiving channel to accept siding makes installation easy. We also offer fluted lineals to complement colonial and other historical styles.

Corner Posts

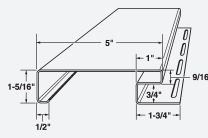
Corner posts convey sophistication and quality. They help define the structure of your home especially when they are the same color as your main trim. We offer several options to give your home a neat, professional finish.

3" Snap-In Crown Molding

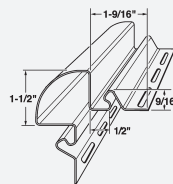
Crown molding ensures an elegant, integrated look where soffit and porch ceilings meet siding and fascia. Our snap-in molding makes installation quick and easy.



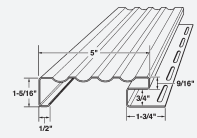
**3 1/2" Lineal
LIN35**



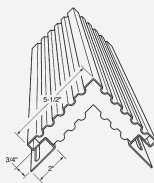
**5" Lineal
LIN5**



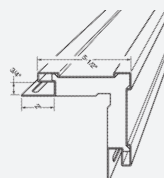
**Corner Starter & Insert
LINQRS**



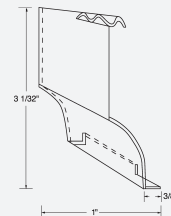
**5" Fluted Lineal
LINF5**



**Fluted 5 1/2" Outside Corner Post
FFØP55**



**Traditional 5 1/2" Outside Corner Post
with Foam Insert
TFØP55**



**Snap-In Crown 3"
SCRØWN126**

Color & Design

What Siding Profile and Color Are Right For My Home?

Choosing the best colors and siding style for your home is fun and easy.

We offer a variety of options to complement your home's architectural design, set a tone, and accentuate or downplay particular features. We can even change the perception of your home's size.

Traditional Lap

These profiles recreate the look of traditional clapboard siding. They're the most popular profiles because they produce a classic look compatible with almost any architectural style.

Dutch Lap

Dutch lap has strong shadow lines and is a popular alternative to standard clapboard profiles. The distinctive beveled panel design dates back to homes built by Dutch settlers on the eastern seaboard.

Beaded

With a rounded bead at the bottom of each panel, this profile creates deep shadow lines. Each course (or row) recreates the look of a wide beaded clapboard. Originating in the Southern United States, this profile is an excellent choice for Georgian, Federal and other Colonial styles.

Board & Batten

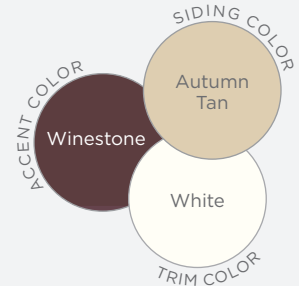
Seen from seaside villages to mountain retreats, this rustic style works well as an accent and on the entire home. It's used to accent gables, dormers or to break up large areas of horizontal siding. It's also a popular choice for homes with steeply pitched roofs such as Shed, Folk Victorian and French Country styles.

Shingle, Shake and Half-Round Siding

These profiles are molded from cedar shingles and have a rough texture suited to cape cod or craftsman styles. They're often used as an accent to highlight gables. The half-round is particularly suited to Victorian styles where a gingerbread house effect is desirable.

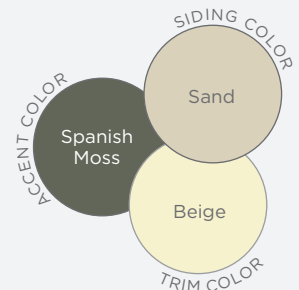
Things to know to make color work for you:

Bolder colors give your home a lively, more dramatic appearance.



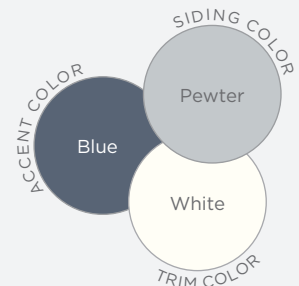
Softer, subdued tones create a more restful setting.

To make a smaller home appear larger, use light, coordinating colors of similar intensities.



To make a larger home appear less massive, use dark, contrasting colors.

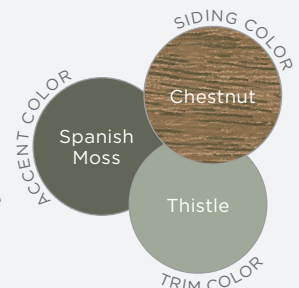
Contrasting colors (opposites on the color wheel) make a home with simple, straight lines more eye-catching.



Small homes look better with fewer colors.

Larger, more ornate homes can handle a main color plus several accents.

Consider your home's orientation to the sun and shade. Colors look brighter under the glare of sun and darker in shade.



Color is personal so choose a palette that makes you happy and reflects your personality.



PERFORMANCE
COLLECTION

	White and Light Colors [†]											Classic Colors [†]							
	White	Almond	Autumn Tan	Beige	Ivory	Mist	Olive	Pewter	Sand	Stone Gray	Sunrise Yellow	Wicker	French Silk	Khaki	Nantucket Gray	Slate Blue	Thistle	Canyon	Granite
Double 7" Cedar Dimensions Shingle Siding	●			●				●	●		●	●	●	●	●		●	●	●
Triple 5" Cedar Dimensions Shingle Siding	●			●				●	●		●	●	●	●	●		●	●	●
Hand-Split Shake Cedar Dimensions Shingle Siding	●			●				●	●		●	●	●	●	●		●	●	●
Cedar Dimensions Half-Round Siding	●								●		●		●	●					
Transformations	●	●		●			●	●	●		●	●	●					●	●
Dimensions	●	●	●				●	●	●		●	●	●	●	●	●	●	●	●
Progressions ¹	●	●	●	●	●	●	●	●	●	●	●	●	●	●	●	●	●	●	●
Evolutions	●	●	●	●	●	●	●	●	●	●	●		●		●				
Colonial Beaded	●			●				●	●		●	●	●				●		
Board & Batten	●		●	●				●	●		●	●	●	●			●	●	
Hidden Vent Soffit	●	●	●	●	●	●	●	●	●	●	●	●	●	●	●	●	●	●	●
Triple 4" Vinyl Soffit ² (Premium)	●	●	●	●	●	●	●	●	●	●	●		●	●	●	●			
Triple 4" Vinyl Soffit ² (Economy)	●	●	●		●				●				●						
Double 5" Vinyl Soffit (Premium)	●	●	●		●			●	●		●		●						
Double 5" Vinyl Soffit (Standard)	●	●	●		●			●	●		●		●						
Double 5" Vinyl Soffit (Economy)	●	●	●		●				●				●						
Beaded Vinyl Soffit	●																		
Triple 4" Aluminum Soffit ³	●	●	●	●	●		●	●	●	●	●		●	●	●	●	●	●	●
Double 6" Aluminum Soffit	●																		
Quad 4" Aluminum Soffit	●	●	●	●	●		●	●	●		●		●	●			●		
Aluminum Fascia ⁴	●	●	●	●	●		●	●	●	●	●		●	●	●	●	●	●	●
Trim Coil ⁴	●	●	●	●	●	●	●	●	●	●	●	●	●	●	●	●	●	●	●

1 Canyon, French Silk, Granite, Wedgewood and Willow available in D4 and D4.5 DL profiles only

[†] Applies to Vinyl products only

2 Triple 4" Premium and Economy Vinyl Center Vented Vinyl Soffit available in White only

3 T4 .013" Aluminum Soffit available in White only

4 Color availability varies by style. See specifications guide for color restrictions.

Deep Colors†										Cedar Colors†				Shaded Colors		Specialty Colors†						
Montana Suede	Russet Red	Shadow	Wedgewood	Willow	Brunswick	Brownstone	Cinnabar	Dublin	Iron	Chestnut	Hickory	Juniper	Spruce Blue	Shaded Cedar	Shaded Gray	Musket Brown	Evergreen	Royal Brown	Dark Bronze	Terra Bronze	Black	
●	●	●	●	●	●	●	●	●	●					●	●							
●	●	●	●	●	●	●	●	●	●					●	●							
●	●	●	●	●										●	●							
●	●	●	●	●						●	●	●										
●	●	●	●	●	●	●	●	●	●	●	●	●	●									
			●	●																		
●	●		●	●																		
●	●	●	●	●												●						
																●						
																●						
●																●	●	●	●	●	●	●
●																●						
●																●	●	●	●	●	●	●
●	●															●	●	●	●	●	●	●
●	●	●	●	●	●	●	●	●	●	●	●	●	●	●	●	●	●	●	●	●	●	●

OUR VINYL SIDING AND SOFFIT SPECIFICATIONS AND CONFORMANCE

Ply Gem® Vinyl Siding and Soffit products are designed for use in residential and light commercial applications.

FINISH

Ply Gem® Vinyl Siding and Soffit are produced from PVC compound containing quality color pigments to provide color throughout the thickness of the panel. Close control of color and gloss is maintained to provide for an attractive, weather able surface. Textured vinyl panels are uniformly embossed to provide an attractive woodgrain pattern.

MANUFACTURING PHYSICALS

Solid Vinyl Siding, Soffit and Accessories are extruded polyvinyl chloride (PVC) compound as defined in ASTM D3679, "Standard specification for PVC Siding." The cell classification as defined by ASTM D1784 is 13344-B.

Ply Gem® PVC resin meets or exceeds the properties listed here:

Tensile strength (psi)	7,100-7,600
Tensile modulus (psi)	360,000-400,000
Specific gravity	1.39-1.49
Hardness (Shore D)	76.3
Heat deflection under load 264 psi	170 (degrees) F
Load impact strength (ft.-lbs./in. of match)	3.3
Chemical resistance	Excellent
Coefficient of linear expansion	2.9(73.7) X 10.5

RELEVANT STANDARDS/CODES

Ply Gem® Vinyl Siding products meet or exceed the following standards and/or code approvals:

Industry Standards

ASTM
ASTM
ASTM
ASTM
BOCA
ICBO
SBCCI
Metro Dade
Texas State Board of Insurance Ruling

Building Codes

D284 (U.B.C. #52.2)
D635
E84
D3679
94-25
1478
9623
99-0610.3
EC-27

Fire-Resistance Ratings

ASTM E84	ASTMD635		
Flame Spread	Less than 20	Avg. time of burning	less than 5 sec.
Fuel contributions	0	Avg. length of burning	20 mins.
Smoke density	400	ASTM-D2843 (U.B.C. #52.2)	48
		Smoke density	48

IMPORTANT FIRE SAFETY INFORMATION

Exterior vinyl building materials require little maintenance for many years. Nevertheless, common sense dictates that builders and suppliers of vinyl products store, handle and install vinyl materials in a manner that avoids damage to the product and/or structure. Owners and installers should take a few simple steps to protect vinyl building materials from fire.

To Home and Building Owners

Rigid vinyl siding is made from organic materials and will melt or burn when exposed to a significant source of flame or heat. Building owners, occupants, and outside maintenance personnel should always take normal precautions to keep sources of fire such as barbecues and combustible materials such as dry leaves, mulch, and trash away from vinyl siding.

To the Building Trades, Specifiers, Professionals and Do-It-Yourselfers When rigid vinyl siding is exposed to significant heat or flames the vinyl will soften, sag, melt, or burn, and may thereby expose material underneath. Care must be exercised when selecting underlayment materials because many underlayment materials are made from organic materials that are combustible. You should ascertain the fire properties of underlayment materials prior to installation. All building materials should be installed in accordance with local, state and federal building code and fire regulations.

Wall Fire-Resistance Matrix				
	Wall System	Interior Underlayment	Exterior Sheathing	Popular Residential Claddings*
Non-Rated Wall	Any Conventional Construction	½" Gypsum Board	Any Conventional Materials	Wood Plywood OSB
Interior Underlayment	Any Conventional Construction	1 Layer of ½" Gypsum Board	Must Include 1 Layer of ½" Gypsum Board	Hardboard Steel
Interior Underlayment	Any Conventional Construction	2 Layers of ½" Gypsum Board	Must Include 2 Layers of ½" Gypsum Board	Aluminum Vinyl

*Note: Fire-treated versions may also be available for some popular wood-based siding products.

For general information about vinyl siding products, contact the Vinyl Siding Institute, 1201 15th St., NW, Suite 220, Washington, D.C. 20005. Request brochures titled "Fire Properties" or "What Homeowners Want to Know."

PLY GEM® VINYL SIDING AND SOFFIT WARRANTY

Ply Gem® vinyl siding and soffit products are backed by a limited lifetime warranty. Consult the actual product warranty for complete coverage details.

PLY GEM® ALUMINUM PRODUCT SPECIFICATIONS AND CONFORMANCE

Ply Gem® aluminum products are designed for use in residential and light commercial applications.

FINISH

Soffit: The smooth finish is a baked-on, high-performance topcoat. Trim Sheet: Available in smooth finish and striated PVC.

MANUFACTURING PHYSICALS

Aluminum Soffit Sheets – Alloy 3105-H26P
Minimum Tensile Strength: 26,000 psi
Minimum Yield Strength: 22,000 psi
Aluminum Trim Coil – Alloy 3105-H27P
Minimum Tensile Strength: 28,000 psi
Minimum Yield Strength: 26,000 psi

PROTECTION

Direct contact of aluminum products with certain dissimilar materials, or contact with water run-off from dissimilar materials, is likely to result in corrosion of aluminum products. See warranty and installation instructions for more details. Accordingly, care should be taken during installation to avoid such contact of aluminum with dissimilar materials including dissimilar metals (e.g. copper, zinc, steel, etc.), concrete, stucco, asbestos siding, pressure treated/pre-treated lumber, masonry, roofing materials, or roofing systems containing metallic granules or strips, or corrosive non-metallic materials.

For further information, please call (800) 962-3563.

RELEVANT STANDARDS/CODES

Ply Gem® aluminum products meet or exceed the following industry standards and/or building code approvals:

Standards and Codes

AAMA 1402.86
FHA 4900.1 for single-family dwellings
FHA 4910.1 for two-family dwellings
DOD 4720.21 for military family housing
BOCA 94-25
ICBO 1478
SBCCI 9623
Metro Dade
Texas State Board
Insurance Ruling

Report #

98-1119.03
EC-27

Building codes and regulations may vary throughout the country. Installers should review local building codes to ensure compliance with all applicable laws, codes and regulations specific to a geographical area. Ply Gem® does not assume any responsibility for your compliance with such laws, codes and regulations.

PLY GEM® ALUMINUM WARRANTY

Ply Gem® aluminum products are backed by a limited lifetime warranty. Consult the actual product warranty for complete coverage details.

PLY GEM® CEDAR DIMENSIONS™ SIDING

Ply Gem® Cedar Dimensions siding is designed for use in residential and light commercial applications.

FINISH

Cedar Dimensions siding is produced from a polypropylene compound containing quality color pigments to provide color throughout the thickness of the panel. Close control of color and gloss is maintained to provide for an attractive, weatherable surface.

MANUFACTURING PHYSICALS

Shingle Siding
1. Style: Double 7" profile, 14" exposure
2. Butt dimension: ¾"
3. Length: 67½"
4. Thickness: nominal .100"
5. Material: polypropylene

Half-Round Siding

1. Style: Double Round 6¾" profile, 12½" exposure
2. Butt dimension: ¾"
3. Length: 51¼"
4. Thickness: nominal .080"
5. Material: polypropylene

RELEVANT STANDARDS/CODES

Cedar Dimensions siding is a rigid polypropylene siding. Cedar Dimensions siding, tested in compliance to ASTM flame test procedures, meets or exceeds the following properties as required by the national code bodies.

Burn rate	ASTM D635 – 1.15"/minute
Minimum self-ignition temperature	ASTM D1929 – 673°F
Minimum flash-ignition temperature	ASTM D1929 – 651°F
Flame spread and smoke developed	ASTME84 – Flame 150, Smoke 710
Windload	ASTM D5206 – 80 psf, 180 mph

NOTE: It has been tested per ASTM D5206 standard test method for windload resistance of rigid PVC siding. Check with your local building inspector for windload requirements in your area.

DELIVERY, STORAGE AND HANDLING

Deliver rigid polypropylene siding products to the project site in their original packaging. Store rigid polypropylene products in their original packaging on a flat surface under cover, stacked no more than 12 boxes high. Do not store in a location where temperatures may exceed 130°F.

IMPORTANT: FIRE SAFETY INFORMATION

Rigid polypropylene siding is made from organic materials and will melt or burn when exposed to a significant source of flame or heat. Property owners, occupants and maintenance personnel should be familiar with the performance characteristics of underlayment materials. For maximum safety, non-combustible underlayment materials are recommended. Normal precautions to protect rigid polypropylene building materials from sources of fire should be taken. Barbecues and combustible materials, such as dry leaves, mulch and trash, should be kept away from polypropylene siding.

PLY GEM® CEDAR DIMENSIONS WARRANTY

The Cedar Dimensions line is backed by Ply Gem's limited lifetime warranty. Consult the actual product warranty for complete coverage details.





THE PLY GEM PROMISE: Ply Gem is a 75-year leader in pioneering performance home exteriors, with a superior warranty for exactly the home you want for decades to come.



RESOURCE EFFICIENCY

THIS PRODUCT HAS BEEN CERTIFIED BY HOME INNOVATION RESEARCH LABS. This means you can be assured that this product complies with specific green practice criteria in the National Green Building Standard (NGBS). Visit www.HomeInnovation.com/GreenProducts for more details.



Cedar Dimensions



Dimensions, Progressions, Transformations, Colonial Beaded, Board & Batten and Vinyl Soffit

2600 Grand Blvd., Suite 900 | Kansas City, MO 64108 | 800-335-6701
plygem.com



Ply Gem reserves the right to alter, modify or delete items from time to time without notice. Due to printing limitations, colors may not be exactly as shown. Contact your sales representative for actual product and color samples.

*Consult the VSI Website at www.vinylsiding.org for current list of certified products and colors.

Cedar Dimensions, Dimensions, Progressions and Transformations are trademarks of Ply Gem. Ply Gem and the Ply Gem logo are trademarks of Ply Gem Industries, Inc. and/or its subsidiaries. © 2018 Ply Gem, Inc. 4710179991105/RevA/MS/CG/1217